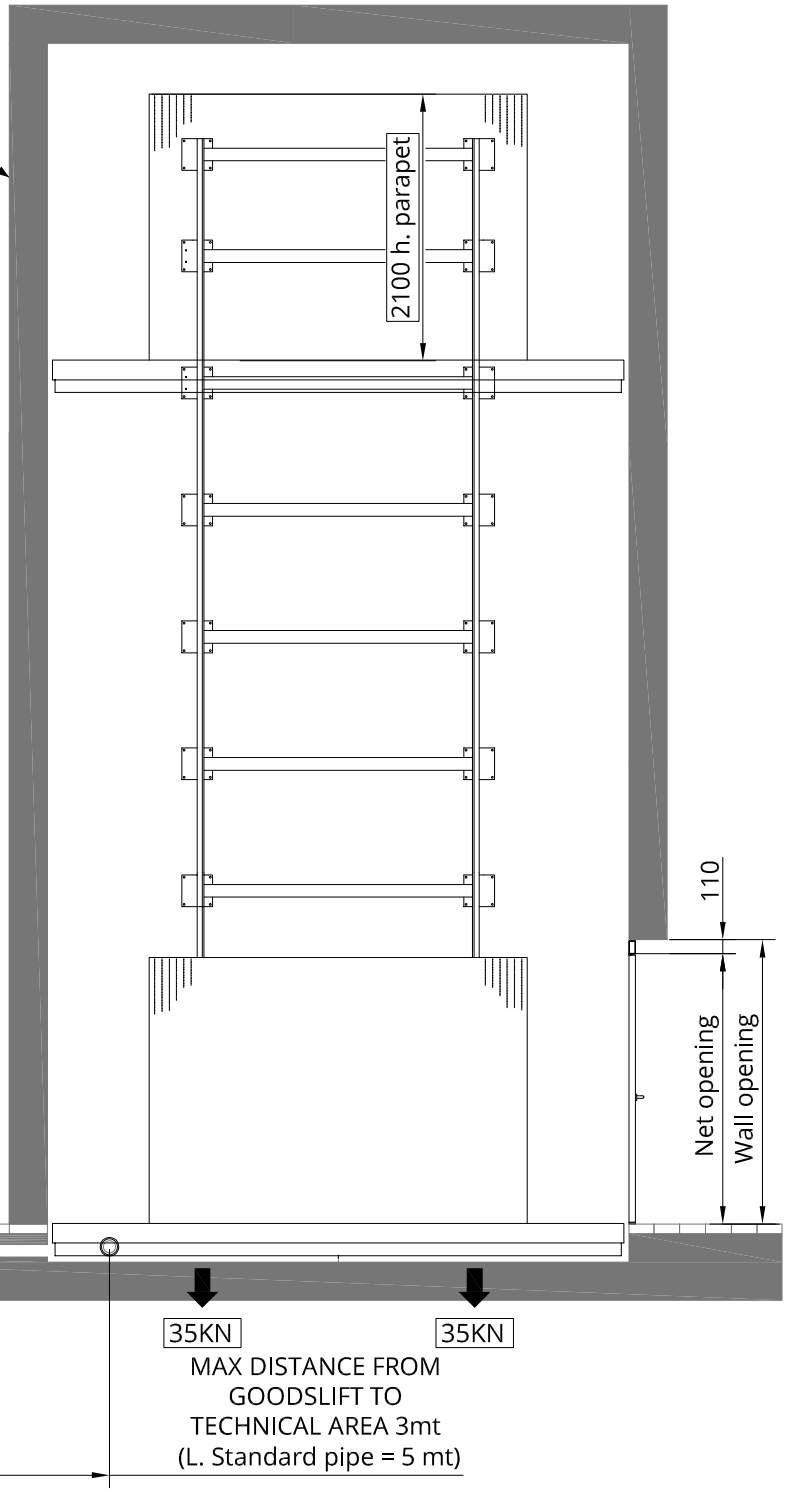
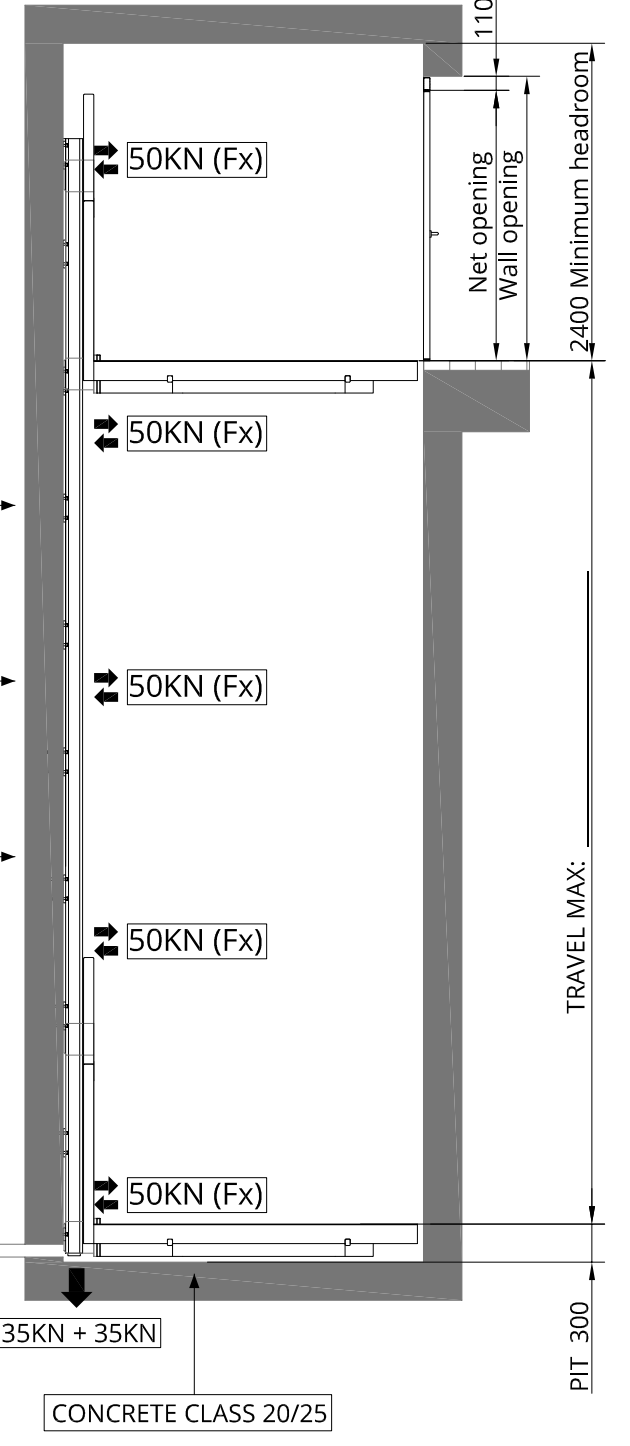


PROTECTION OF THE SHAFT: NORM UNI-EN-ISO-13857:2020
 FOR PROTECTION WITH METALLIC GRID, USE A COMPACT 10x10mm

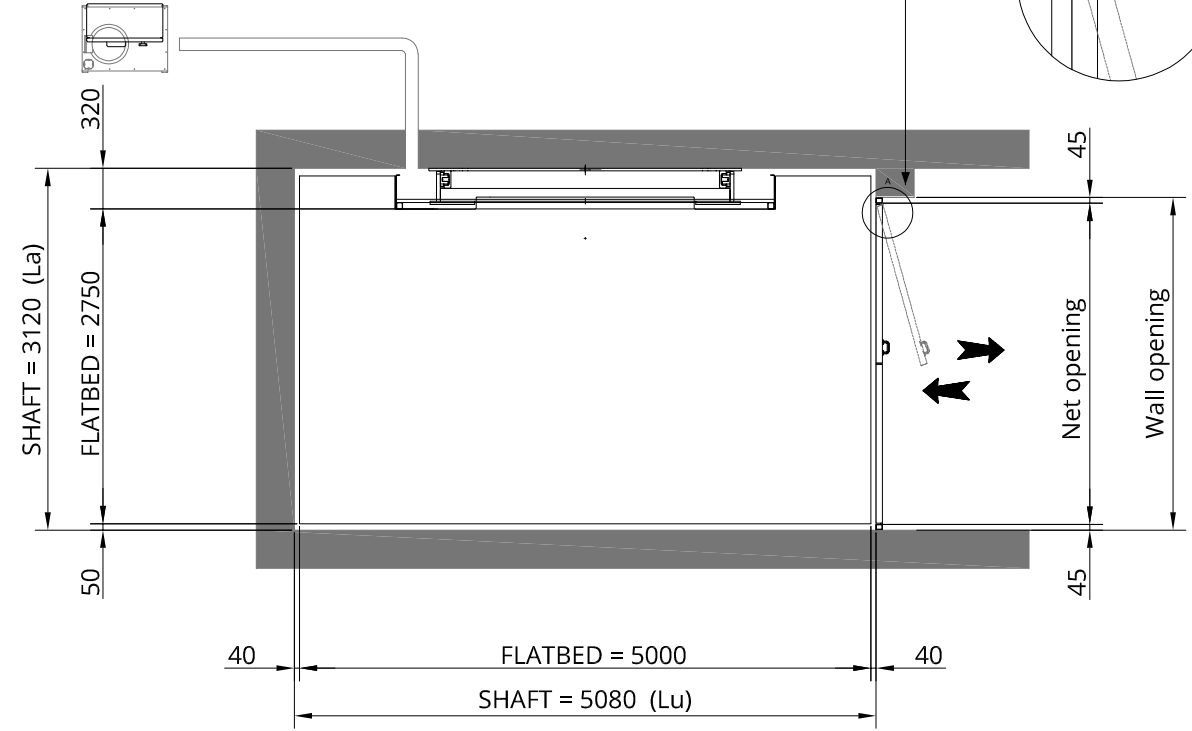
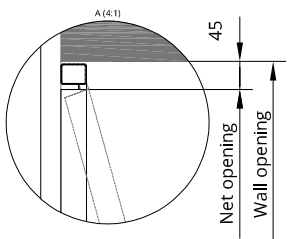


WALL IN CONCRETE CLASS 20/25
 Standard fixing: Anchor mod. Wurth W-BS/S 14x130
 Impact wrench necessary to fixing anchors



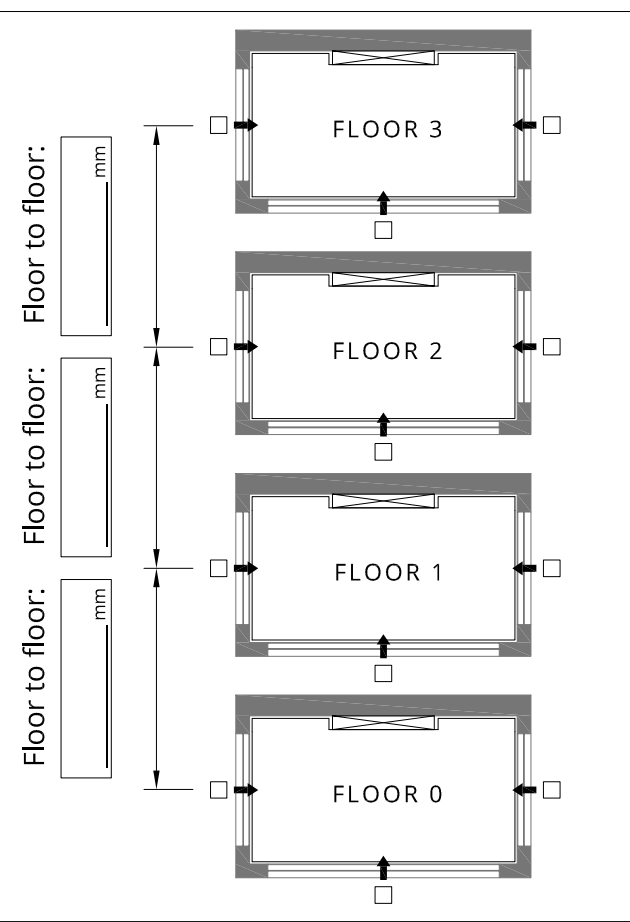
TECHNICAL AREA AT FLOOR "0"

Door frame fixed on concrete side walls. Wall plugs provided by Updinamic



* In order to open the door leaves more than 90° and use the full passage width, the wall thickness must be less than 100mm.

MARK THE ENTRANCES AND THE FLOOR HEIGHTS



MODEL: DL2 - 3500Kg

PREPARE POWER F+N+T or 3F+T+N SWITH AUTOMATIC MAGNETOTHERMIC WITH DIFFERENTIAL CURVE "C", Id = 0.3A

Motor	Tension-functioning	Speed CM /	Starter	Rated current	Starter current
5,5kW	240 V - trifase	8,5	Direct	17	51
	400 V - trifase		Direct	10	30
11kW	240 V - trifase	15	Direct	34	102
	400 V - trifase		Direct	20	60

NOTA: THRESHOLD ADAPTATION BY THE CUSTOMER THE ADAPTATION NEEDS A 45° CHAMFER INSIDE THE SHAFT

FOR THE DOOR INSTALLATION PLEASE CONSULT THE INSTALLATION MANUAL MAX 100 mm FROM THE SHAFT DIMENSIONS (mm)

UPDINAMIC s.r.l. Via Modigliani, 22 - 37045 Legnago (VR) Tel.0442.59.01.29 - Fax. 0442.59.90.91 www.updinamic.com - e-mail: info@updinamic.com

DESCRIPTION: MODEL : DL2 - 3500Kg Client : Date: 01/05/2024 Drawing n.: TAV-DL2MAG1-01 Reference: Revision:



DATE: _____

SIGNATURE FOR APPROVAL: _____

TRAVEL MAX: 16000mm FOR GOODS ONLY