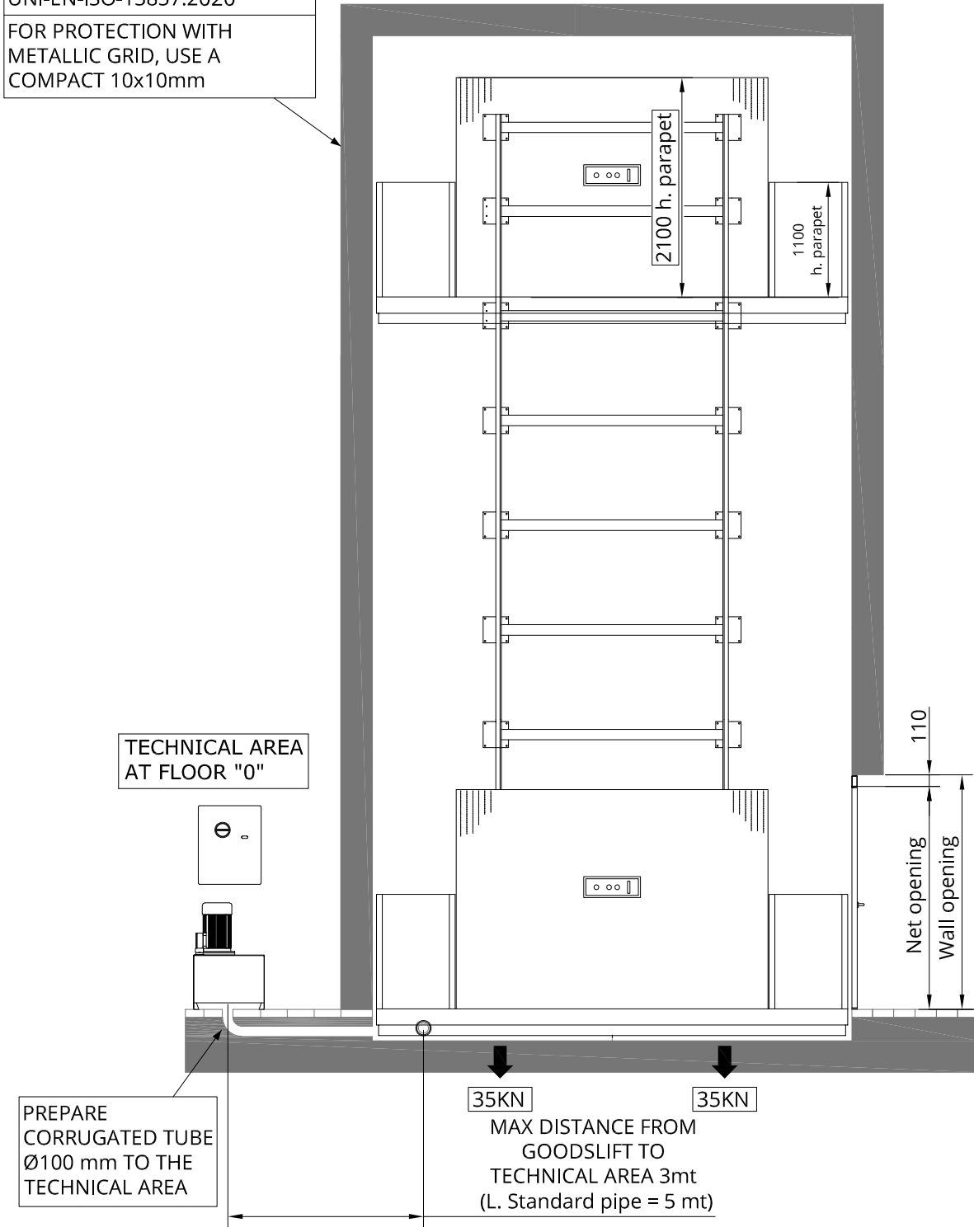
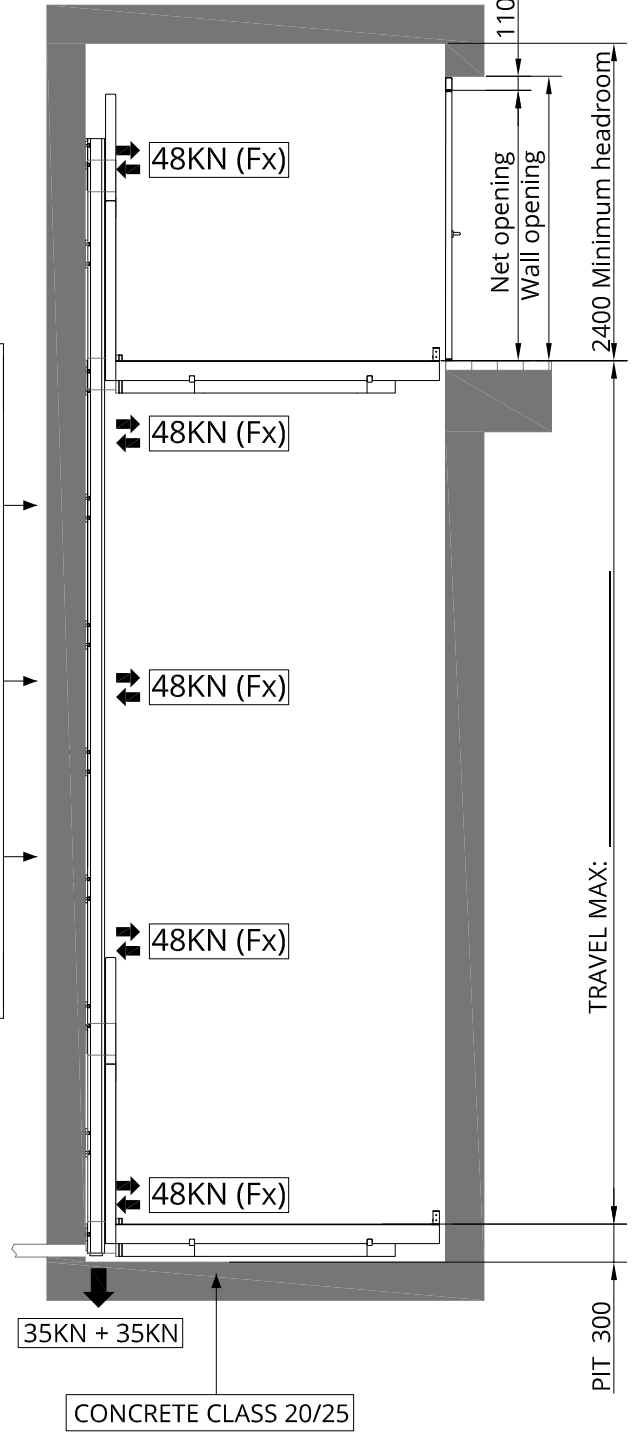


PROTECTION OF THE SHAFT: NORM UNI-EN-ISO-13857:2020

FOR PROTECTION WITH METALLIC GRID, USE A COMPACT 10x10mm

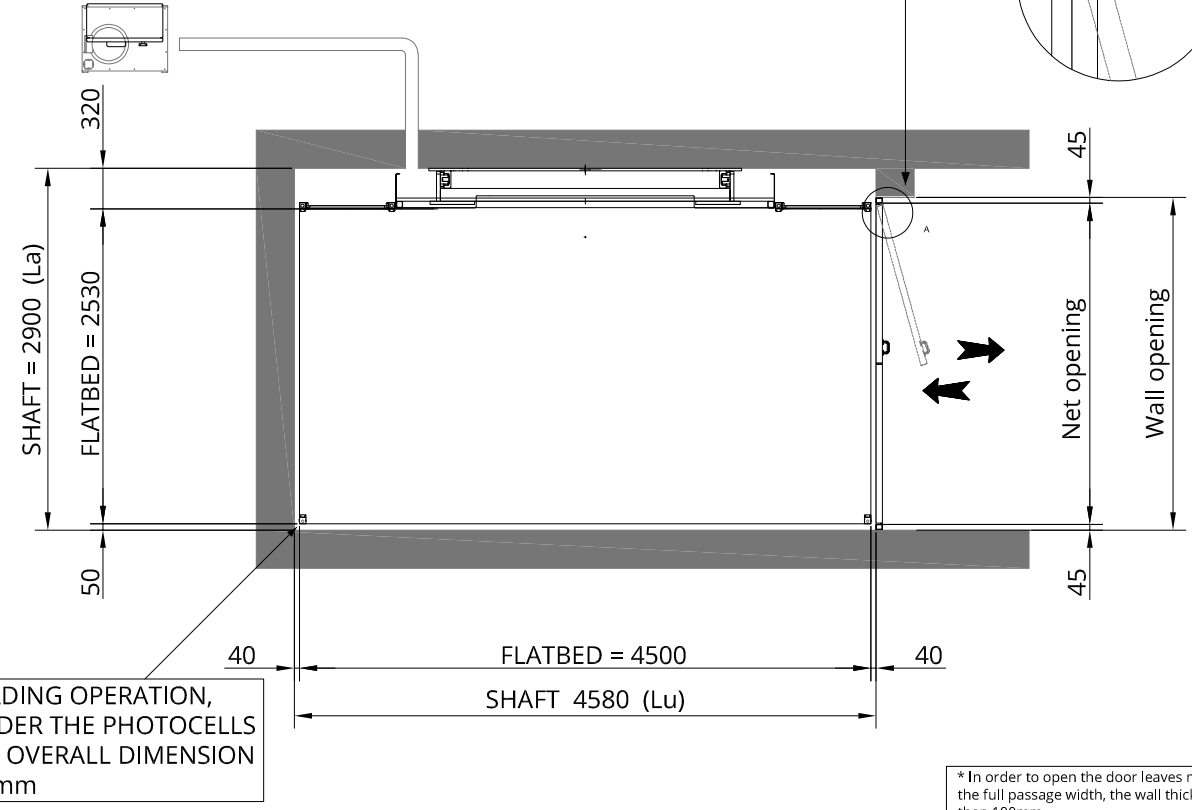
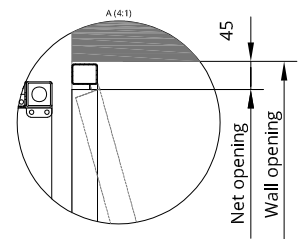


WALL IN CONCRETE CLASS 20/25
Standard fixing: Anchor mod. Wurth W-BS/S 14x130
Impact wrench necessary to fixing anchors



TECHNICAL AREA AT FLOOR "0"

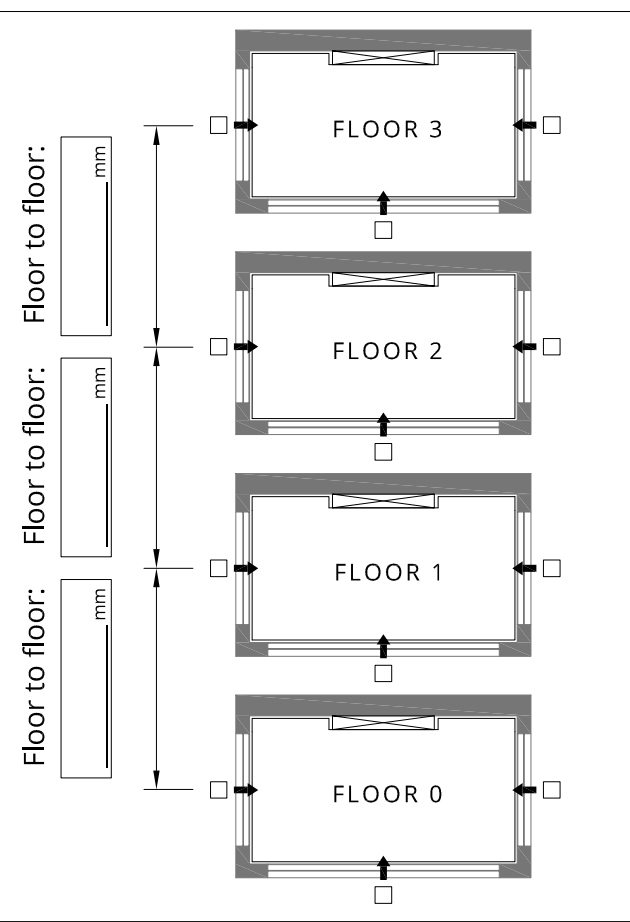
Door frame fixed on concrete side walls. Wall plugs provided by Updinamic



IN LOADING OPERATION, CONSIDER THE PHOTOCELLS PILLAR OVERALL DIMENSION 50x50mm

* In order to open the door leaves more than 90° and use the full passage width, the wall thickness must be less than 100mm.

MARK THE ENTRANCES AND THE FLOOR HEIGHTS



MODEL: DL2SPB - 4000Kg

PREPARE POWER F+N+T or 3F+T+N SWITCH AUTOMATIC MAGNETOTHERMIC WITH DIFFERENTIAL CURVE "C", Id = 0.3A

Motor	Tension-functioning	Speed CM /	Starter	Rated current	Starter current
5,5kW	240 V - trifase	8,5	Direct	17	51
	400 V - trifase		Direct	10	30
11kW	240 V - trifase	15	Direct	34	102
	400 V - trifase		Direct	20	60

NOTA: THRESHOLD ADAPTATION BY THE CUSTOMER THE ADAPTATION NEEDS A 45° CHAMFER INSIDE THE SHAFT

FOR THE DOOR INSTALLATION PLEASE CONSULT THE INSTALLATION MANUAL MAX 100 mm FROM THE SHAFT DIMENSIONS (mm)



DATE: _____

SIGNATURE FOR APPROVAL: _____

UPDINAMIC s.r.l.
Via Modigliani, 22 - 37045 Legnago (VR)
Tel. 0442.59.01.29 - Fax. 0442.59.90.91
www.updinamic.com - e-mail: info@updinamic.com

DESCRIPTION: MODEL : DL2SPB - 4000Kg
TRAVEL MAX: 16000mm WITH OPERATOR ON BOARD
Client : Date: 01/05/2024
Drawing n.: TAV-DL2MAG2-01
Reference:
Revision: